

Sew Nice

6142 St. Hwy 12, North Plaza, Suite 16
Norwich, NY 13815
607-334-2477
FAX: 607-334-2481

e-mail: sewnice@frontiernet.net
www.sewnicenorwich.com

Live Well,
Laugh Often
Quilt Much

Diane & Flora

Hours:
Monday - Saturday
10:00am - 6:00pm
Thursdays
10:00am - 9:00pm


Volume 7, Issue 3

August 2011



Zen Doodle

Saturday, August 13th 3:00-6:00
Taught by: Gretchen Adams
Cost: \$15.00 + book





Do you remember doodling when you talked on the phone? Are you just looking for something new that is fun and doesn't require buying tons of new stuff? Well then come learn to doodle creatively, no drawing skills are necessary, Gretchen promises! For the beginner and beyond.

Zen Quilting

Saturday, August 20th and 27th 3:00-6:00
Taught by: Gretchen Adams
Cost: \$15.00 + book

Requirements: Zen drawings from previous class or drawings made on your own, free motion quilting skills and a machine to do so.

Take your Zen drawings from the Zen Doodle class and apply them to fabric. A fun, creative class, combining free motion quilting with coloring on fabric; allowing you to practice your machine quilting skills while creating a small piece of art.



Victorious

Tuesday, August 30th Noon-4:00 or 5:00-9:00
Taught by: Donna Hanley
Cost: \$20.00 + pattern + ruler

Victorious is a beautiful traditional quilt that uses Deb Tucker's V Block ruler to create stars with an added interest of diagonal chains tying the stars together. The V Block ruler is also used to construct the diamond pieced border providing a very different look from the stars in the center. Using Deb's ruler is the easiest way to make the traditional 54-40 or Fight blocks. You won't want to miss learning this technique. For the beginner and beyond.



Machine Quilting

Tuesdays August 9th, 16th, and 23rd 10:00-1:00
Taught by: Professional Quilter Gretchen Adams
Cost: \$45



These classes are designed to take you from beginner to confident machine quilter. Gretchen will guide you through the process of machine quilting and you will soon be creating in a way you never thought possible. A good working relationship with your sewing machine is necessary. Please make sure your machine is in good working order and has the proper needles, bobbins, a walking foot and a free motion foot for this class. For the beginner and beyond.



Showcase your fabrics with blocks featuring an off center square. No inset seams and borderless for an up tempo look. This is a fun and easy project and you can use this process for making quilts for everyone on your quilting gift list. This pattern will be great for a kids quilt or using large pieces of your favorite fabrics that you just don't want to cut into small pieces or, use wildlife prints for the special men in your life - the ideas are endless and Jane will give you many suggestions in class to make this a stand-by pattern in your quilting room. For the beginner and beyond.

BQ (Big Quilt)

Thursday, August 18th 1:00-4:00 or 5:00-8:00
Taught by: Jane Stillman
Cost: \$15.00 + pattern



Bernina Service Day

Saturday, August 6th



Does your Bernina need cleaning? Tom from Patchwork Plus will be coming to Norwich on Saturday, August 6th to pick up machines for service. He will be transporting the machines to his shop at Patchwork Plus and servicing them there. He will be returning the machines to Norwich on Saturday, August 13th. Because Patchwork Plus has designated Sew Nice a Bernina Classroom store, Tom is very happy to provide our customers with this wonderful convenience.

So pack up your machine - please include all of your feet as Tom needs your feet to service all the components of your machine - and deliver it to Sew Nice **prior to 6:00pm on Friday, August 5th**. If you are having a problem with your Bernina please let us know as soon as possible so that Tom can order any parts that might be necessary to put your machine in tip-top shape. Please be sure that your name, address and telephone number are clearly visible on your machine.



QFL Kwik Sew Challenge Event

Thursday, August 11th, Friday, August 12th and Wednesday, August 17th

Calling all QFL members: the Kwik Sew Challenge patterns have arrived!!! We will have 3 days for you to use the classroom to create your challenge project. When your project is completed you will take a picture of the project and submit it for a chance to win more prizes. AND when you complete a Kwik Sew project it is worth 150 points! So stop in and purchase your pattern and fabrics and get ready for some fun sewing with Kathie Webster and Donna Hanley - come for one day or all three.





Cotton Club Block of the Month from Marcus Fabrics

Coming in September

4th Wednesday of the month 10:30-2:30 **or** 5:00-9:00

Starting September 28th

Cost: \$24.95/month + \$25.00 deposit (to be returned when you have purchased all 12 monthly packets)

Sign up now to join us for this reproduction fabric Block of the Month starting in September. Blue Quilts have designed a gorgeous sampler style BOM quilt. The collection was created around an antique border print from the mid 1800's, along with antique coordinates in varying shades of red and brown commonly used in the 1800s. For the quilt's 45 blocks, Barnes selected small, closely spaced motifs, noting that their scale would lend themselves to the 5-inch size, while shirtings were added to provide lights. The decorative border stripe is cleverly pieced in some of the blocks. The quilt measures 75" by 85". The designers

borrowed common elements from original quilts of the period by employing a strip-set design, then went a step further by varying the width of the vertical pieced columns for added visual interest. Blocks are created during Months 1 through 11, and carefully grouped by technique or similarity in style. The quilt is then completed during Month 12. The program begins September 2011 and runs 12 months. We will have space for 15 people to create this wonderful red and brown twin size quilt. For the comfortable beginner and beyond.



August 2011



Sunday	Monday	Tuesday	Wednesday	Thursday	Friday	Saturday
	1 Open Sew	2 Open Sew	3 Open Sew	4 10:30-2:30/5-9 Tonga Rhapsody #6	5 10:30-2:30 Windsong #13	6 2:00-6:00 Tonga Rhapsody #6
7	8 Open Sew	9 10:00-1:00 Machine Quilting #1	10 Open Sew	11 Open Sew	12 Open Sew	13 3:00-6:00 Zen Doodle
14	15 Open Sew	16 10:00-1:00 Machine Quilting #2	17 Open Sew	18 1:00-4:00/5-8 BQ Quilt	19 Open Sew	20 3:00-6:00 Zen Quilting #1
21	22 Open Sew	23 10:00-1:00 Machine Quilting #3	24 10:30-2:30 Wildflower Rhapsody #6	25 10:30-2:30/5-9 Wildflower Rhapsody #6	26 10:30-2:30 Windsong #14 4:00-11:00 Friday Frenzie	27 10:30-2:30 Wildflower Rhapsody #6 3:00-6:00 Zen Quilting #2
28	29 Open Sew	30 12:00-4:00/5:00-9:00 Victorious	31 Open Sew			