


Hours:  
Monday - Saturday  
10:00am - 6:00pm  
Thursdays  
10:00am - 9:00pm



# Sew Nice

6142 St. Hwy 12, North Plaza, Suite 16  
Norwich, NY 13815  
607-334-2477  
FAX: 607-334-2481

e-mail: [sewnice@frontiernet.net](mailto:sewnice@frontiernet.net)  
[www.sewnicenorwich.com](http://www.sewnicenorwich.com)

Live Well,  
Laugh Often  
Quilt Much

Diane & Flora

Volume 5, Issue 9

February 2010



## Paper Pieced Quilt Labels

Tuesday, February 23rd 5:00-8:00

or

Wednesday, February 24th 1:00-4:00

Taught by: Donna Hanley

Cost: \$15.00 + pattern + supplies



If you have always wanted to learn paper piecing this is the class for you. You will select a quilt label design from one of the patterns and make a label for a quilt at the same time that you learn to paper piece. For the beginner and beyond.



## Bow Tuck Tote

Tuesday, February 16th 5:00-9:00

or

Wednesday, February 17th 2:00-6:00

Taught by: Donna Hanley

Cost: \$20.00 + pattern + supplies

This great tote/purse can be done in two different sizes with lots of pockets and space. This has been a very popular pattern and you will find that you will want to make one for all of your friends. For the beginner and beyond.



## Sew Nice Fabric Club 2010



Many of you joined the Sew Nice Fabric Club for 2009. As we begin a new year we are also starting a new Sew Nice Fabric Club. Like most clubs you pay a membership fee - \$15.00. By paying your "dues" you are entitled to a 15% savings on fabric all year long - anytime that you come to Sew Nice. We still have plenty of space for you in the club so sign-up now. Because we have our own fabric club we will no longer be extending a 10% discount to Guild members.



### Day & Night Quilt

Tuesday, February 9th 10:30-2:30

or

Tuesday, February 9th 5:00-9:00

Taught by: Diane Marvin

Cost: \$20.00 + book (which comes with a ruler)



Eleanor Burns has developed this wonderful quilt pattern. She describes it as “a magical strip pieced quilt”. This quilt requires a light fabric, a dark fabric and an accent fabric which can be a medium or an accent color. The directions are for every size from tablerunner to king. This is a quick and fun quilt to make and it really is magical the way everything fits together to make great sharp points. For the beginner and beyond.



### Thread Drawing

Thursday, February 11th 5:00-9:00

Taught by: Rosemary Riley-Mahon

Cost: \$35.00

Learn to use your machine to draw a picture you like with thread For the comfortable beginner and beyond.

Two new classes taught by Rosemary Riley-Mahon. Many of you have taken classes taught by Rosemary and you have been anxious to continue under her tutelage. Here is your chance to learn two new techniques with Rosemary. (Sorry but we don't have pictures to show you but the samples should be here soon.) If you haven't taken any classes from Rosemary in the past now is a good time to start.


### Quilt as You Piece

Saturday, February 13th 10:30-2:30  
and Saturday, March 13th 10:30-2:30


Taught by: Rosemary Riley-Mahon


Cost: \$40.00

Piece your quilt and quilt it all at the same time! What a great technique! This is a two part class - the second class is in March. For the beginner and beyond.



# February 2010



Sunday	Monday	Tuesday	Wednesday	Thursday	Friday	Saturday
	1 Free Sew	2 1:00-5:00 Quilter's Almanac #7	3 2:00-6:00 Begin Quilting #4	4 10:30-2:30/5-9 Back To Nature #1	5 Sew Nice Staff Retreat - we will be closing at 3:00 each day.	6
7	8 Free Sew	9 10:30-2:30/5-9 Day & Night	10	11 5:00-9:00 Thread Drawing	12 10:30-2:30/5-9 Rectangle #12	13 10:30-2:30 Quilt as You Piece #1
14 	15 Free Sew	16 5:00-9:00 Bow Tuck Tote	17 10:00-1:00 Thimbleberries #1 2:00-6:00 Bow Tuck Tote	18 10:30-2:30/5-9 Thimbleberries #1	19 10:30-2:30/5-9 Rectangle #13	20 10:30-2:30 Thimbleberries #1 3:00-6:00 Back To Nature #1
21	22 Free Sew	23 5:00-8:00 Paper Pieced Labels	24 1:00-4:00 Paper Pieced Labels	25 10:30-2:30/5-9 Mystery Quilt #6	26 4:00-11:00 Friday Frenzie	27 10:30-2:30 Quilter's Almanac #7 2-6 Mystery Quilt #6
28	